


Welcome to Arcweave!
Double click on an empty spot in the workspace to create an element. To edit an element, double click on its title or content.

★ Outside Castle Monsignor



You just arrived at **Castle Monsignor**, your uncle's home for the past 20 years. The tone of his letter was desperate, urgently asking for your help. Worried, you quickly packed your suitcase and took the first plane.

Faint bird sounds break the eerie silence and a pale mist engulfs the castle hill.

To the north you can see the castle entrance.

Create connections between elements by clicking and dragging near the perimeter of an element. Add labels to connections by double clicking on them.

Change the color of an element or note and an element cover image by right clicking on it.

Castle Courtyard




You stand inside a small courtyard. Everything is unusually silent here.

The path leads further to the north. An abandoned house lies to your left.

You can reference components and boards by @mentioning #id ->---


The small house - Overview



The interior looks more like an artist's studio than a house. A few abstract paintings lie scattered around.

One of the paintings depicts a strange figure: a knight dressed in white, with a red cross on his chest.


The small house - Examine the painting



The knight is guarding a mysterious gate. You see a name written above his head:

"Conrad IV, Count of Exeter"

The stone passage



A stone passage. The sound of dripping water is echoing in the distance. You feel uneasy.

The Crusader



You reach a wooden door. In front of you stands a strange man dressed as a medieval crusader.

You can create jumpers (links to elements) by dragging and dropping elements from the sidebar on the board.

Castle Courtyard in Main Board

Back to Castle Courtyard

Back to Castle Courtyard

Enter the house

Examine the painting

Look around

Follow the path north

Back to Castle Courtyard

Walk further down the path

Back to the stone passage

Talk to the man

Dialogue start in Crusader Dialogue

Attach components to elements by dragging and dropping them on an element from the sidebar.